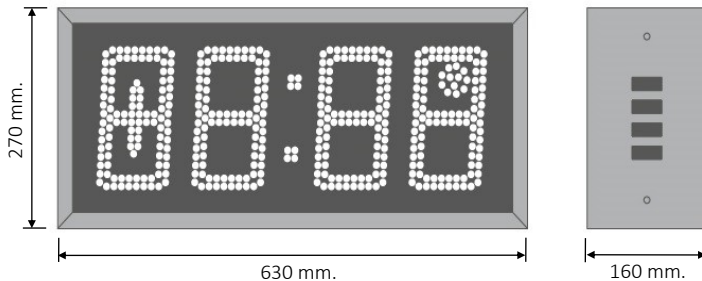


Technical Specifications



Features

Character height	170 mm.
Visibility	Double Sided
LED Quantity	936
Number of LED Lines per Segment	2
Box Dimension	630x270x160 mm.
Power	220Vac 50/60Hz
Consumption (all LEDs ON)	55 W
IP Class *	IP43
Operating Temperature Range	-40 C° ~ +60 C°
Storage Temperature Range	-5 C° ~ +40 C°
Storage Environment Humidity	RH < 60%
Life Time	100.000h
Warranty **	3 Year

Models

Code	Model	LED Type	LED Feature	
O 100 000043	ODTB17-R	PTH Red LED	2500mcd	70°35°
O 100 000044	ODTB17-A	PTH Amber LED	2500 mcd	70°35°
O 100 000047	ODTB17-G	PTH Green LED	3500 mcd	70°35°
O 100 000046	ODTB17-B	PTH Blue LED	1500 mcd	70°35°
O 100 003059	ODTB17SMD-W	SMD White LED	2000 mcd	120°
O 100 000326	ODTUB17-R	PTH Red LED	2500mcd	70°35°
O 100 000327	ODTUB17-A	PTH Amber LED	2500 mcd	70°35°
O 100 000328	ODTUB17-G	PTH Green LED	3500 mcd	70°35°
O 100 000329	ODTUB17-B	PTH Blue LED	1500 mcd	70°35°
O 100000330	ODTUB17SMD-W	SMD White LED	2000 mcd	120°

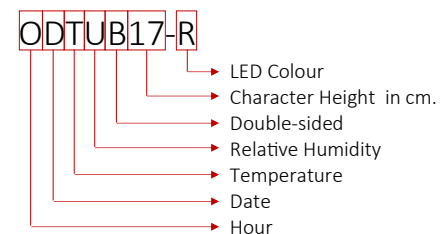
Description

Double-sided LED display for outdoor and indoor use, alternating Hour, Date, Temperature visualization for the ODT models, while the ODTU models in addition visualize Relative Humidity and the wireless sensor is included. Automatic correction with the DCF77 synchronizer as standard on all models.

Standard equipment

- Time, Date and Temperature visualization
- Wireless sensor for ODTU Models
- Infrared remote control, 10m range
- Automatic Time correction with DCF77
- Automatic brightness adjustment
- Box in powder coated aluminium
- Bridge fixing bracket

Name Coding



* The 220V plug does not correspond to IP53 protection class, so in case of outdoor use the plug 220V must be adequately protected.

** See terms and conditions.



General Information

Installation

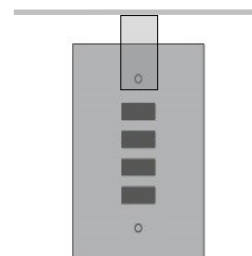
The double-sided ODT can be hung using the supplied bridge bracket, which should be screwed to ceiling, then be fixed in the 2 threaded bushes located on the sides of the box.

In the event that the ODT is installed in a totem or a different other type of structure, it is necessary not to place any plexiglass or glass on the front, thus leaving the front of the watch in contact with the outside air.

Leave the ventilation openings always free and in contact with the outside air.

The ODT can be installed outdoors as long as it is not upside down or mounted face down position.

The power cord is equipped with a plug for purely indoor use, in case of outdoor installation it is necessary to create a connection to the protected 220Vac network, maintaining the appropriate IP degree.



Sensor with cable

The sensor with a 10m cable which is included as standard equipment, should be installed in the shade and from 1,5 m. to 2 m. height and far from walls, any surfaces and objects that could heat up in the sun and then radiate heat to the sensor, distorting its precision.

Programming

ODT setting can be Programmed by the infrared remote control which is included as standard equipment, following the instructions provided.

The visualization of Hour, Date, Temperature and Relative Humidity is alternating, the stay time can be seated during the programming phases.

In the event of a temporary stop of power, the ODT keeps the time and date count with the internal buffer battery.



DCF77

The DCF77 synchronism (as standard equipment) allows automatic correction of the time and date, the synchronization times could sometimes be long, it depends on the quality of the radio signal on site. The 77.5 kHz signal is emitted from a station located in Germany.

The DCF77 receiver is integrated in a small external box which is connected by cable to the ODT, positioning and fixing must be executed following the instructions provided.

LEDs brightness

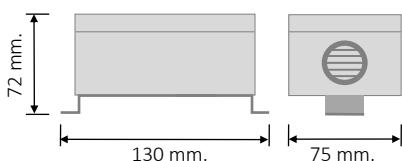
The LEDs brightness is automatically adjusted, then lowered to the minimum at night and increased during the day.

Accessories

Wireless Sensor TRHW50 (Included for ODTU models only)

The wireless sensor is a Relative Humidity and Temperature measurement control unit, it is included as standard only on the ODTU models, it is powered by 2 lithium batteries, life time about 4 years. The range in open field is about 15 / 25m.

Dimensions: 130x72x75 mm. , it is equipped with a fixing bracket, It must be installed with the grid facing down and positioned in the shade places and at 1,5m_2m from ground, however far from walls, surfaces and objects that could heat up in the sun and then radiate heat to the sensor, distorting its precision.



GPS SYNC - Optional

The GPS Synchronizer keeps the time and date updated. This optional is very useful when the ODT is positioned in mountain valleys, or in locations where the DCF 77 radio signal is noisy or absent.

As this optional must be requested with the order, we suggest always add it in case of installation of ODT on critical places described before.



NTP Protocol - Optional

Connection to the Internet for automatic time correction. This function is particularly suitable for keeping many ODTs synchronized inside airports, railway stations or subway stations.



Code	Description	Model	
O 091 000400	Remote Control	IR_REM	Standard
O 100 000271	DCF77 Synchronizer	DCF77	Standard
O 100 000270	Sensor with Cable	TC10	Standard
O 100 000273	Wireless Sensor	TRHW50	Standard for ODTU
O 100 003042	GPS synchronizer	GPS SYNC	Optional
	NTP Protocol	NTP	Optional