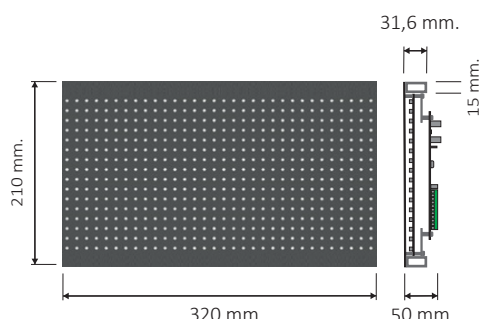


Multi Color LED graphic panel HGM7-32x16-P10 i KM


Data sheet

hitechled®
DIFFERENT LIGHTING

GENERAL FEATURES



Technical features

Model without front panel	HGM7-32X16-P10 i KM
Code	G 100 000346
Operating voltage	DC 5 V
Maximum Power Consumption, all LEDs ON	66 W
Graphic resolution	32 x 16 pixel
LEDs pitch	10 mm.
LED per pixel	1
LED type	RGB
Screen dimension	320 x 210 mm.
Colors	7
Characters per page (basic size fonts)	10
No. of selectable messages	99
GIF animations	Si
LEDs quantity	512
Viewing angle	120°
Operating Temperature Range	40 C° ~ +70 C°
Storage temperature	+5 C° ~ +40 C°
Storage Enviroment Humidity	RH < 60%
Life Time (temperature Tc = 75 °C)	100.000h (L70)
Warranty (Download pdf)	 3 Years

Description

Multi color LED graphic panel, suitable for service messaging. The product is supplied with front panel, the LED modules are mounted on 2 aluminum bars.

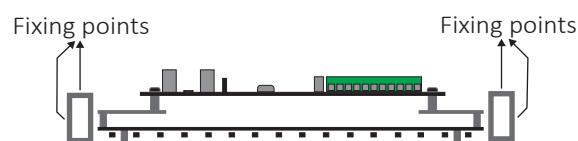
Suitable for installation inside the mini totems of the petrol station, operation in conjunction with the DIS or HDP series fuel price displays, the brightness is synchronized with that of the price displays, in case of autonomous operation, the SLUX01 brightness sensor must be added.

Graphic or text programs can be displayed statically, scrolling, curtain appearance, insertion from top or bottom, fade, random appearance and others ...

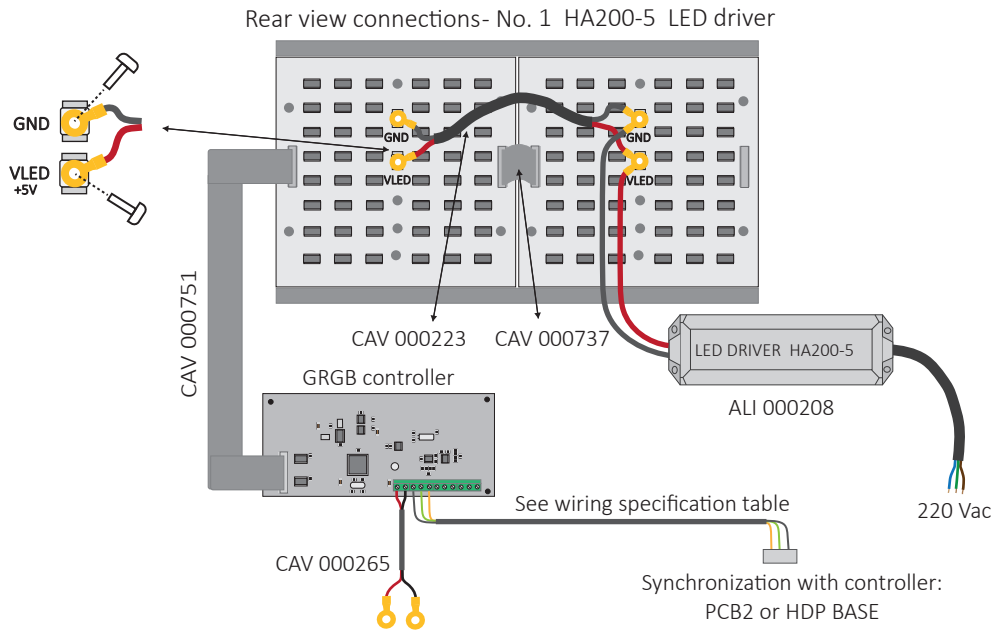
The main programs such as: SELF, SERV, CLOSED, OPEN, STATIC or ANIMATED ARROWS, TO RIGHT, TO LEFT or BOTH are already stored in the GRGB control board. On request it is possible to customize and insert any additional programs with ad hoc texts and graphics within the limit allowed by the graphic resolution of the LED panel, this option is evaluated separately under request. The programs can be recalled with the remote control model: RDC which is the same used for price LED display programming, or through the connection to the POS (when the graphic LED panel is connected with the DIS or HDP fuel price system), or to a PC with which it is also possible to create text programs. and graphs independently.

WARNING !!!

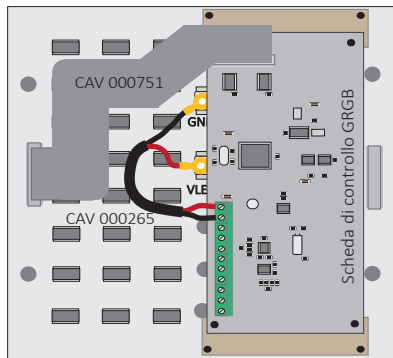
The LED panel can be fixed to a structure by mounting some brackets (not included) with self-drilling screws on the fixing points indicated, avoiding to perforate or mechanically stress the electronic board. Remove any metal chips before powering up the display.



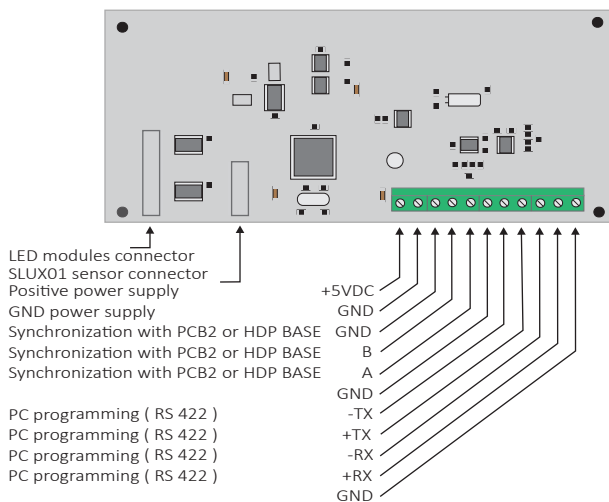
CONNECTIONS



GRGB controller, location



GRGB controller, Connections



Connections description

The view of the rear side of the graphic panel highlights the connections between the LED modules, the LED driver and the GRGB controller.

The GRGB controller is fixed behind the graphic panel on the first LED module and is connected to it through a flat cable code: CAV 000751 for digital signal and the power cable code: CAV 000265 which is connected to the VLED and GND screw terminal blocks, while the Synchronization cable (See wiring specification table) must be connected to the controller of price LED displays type: PCB2 or HDP BASE. The assembly and wiring of the various elements is carried out by the factory.

The ALI 000208 LED driver is supplied separately and is equipped with a meter of cable with eyelet termination to be connected to the screw terminal blocks present in the LED modules.

PC programming with LED PROG software

PC programming allows total control of the functions of the graphic panel: creation of messages and programs, text pages, graphic pages, page presentation effects such as scrolling with variable speed, curtain, fading, persistence and disappearance times, etc.

To modify the graphics of the character set, for example by creating point stitch characters in Cyrillic, Arabic or others. The connection to the PC requires the addition of an RS422 / USB converter unit model CONV_SU01 and the category 5 LAN cable.

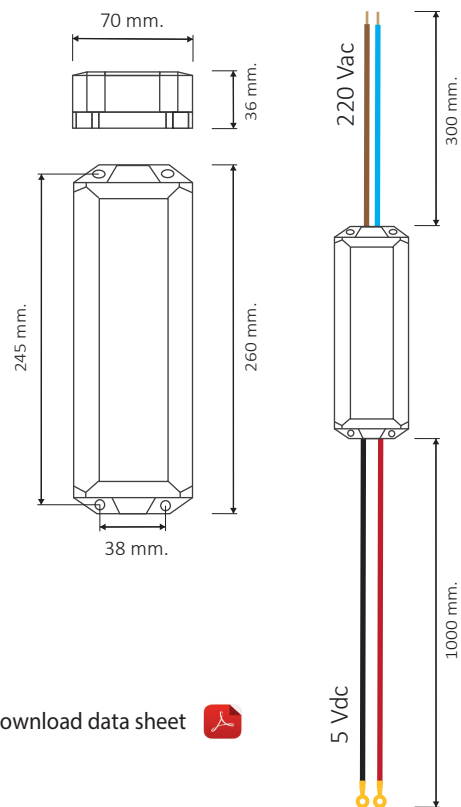
The LED PROG programming software is available free of charge by request when buy the LED panel.

Data sheet

LED DRIVER AND WIRING SPECIFICATIONS

LED driver specification

Model	HA200-5
Code	ALI 000208
Disposability	NOT INCLUDED
INPUT voltage range	175 - 264 Vac
OUTPUT voltage	5 VDC
Power	200 W
PFC @230Vac 80% load	≥0.91
Surge immunity	L-N 4KV L/N-GE6kV
Overload Protection (OLP)	110-120% nominal power
Overtemperature protection (OTP)	115° C; automatic reset
Other protections	Short circuit, Overvoltage
Protection class	IP66/IP67
CE	RMC - EN 55032/22 Class A, LDV - EN 60950
Operating temperature	-30° + 55° C (70°C load 50%)
Dimension	260*70*36mm (LWH)
Input cable	400 mm ; pre-tinned wire termination
Output cable	1000 mm ; eyelet termination



Download data sheet 

WARNING !!!

- The two red and black (1000 mm.) output wires MUST never be extended.
- Connection to the line must be carried out by qualified personnel, in compliance with current regulations.

Wiring specification

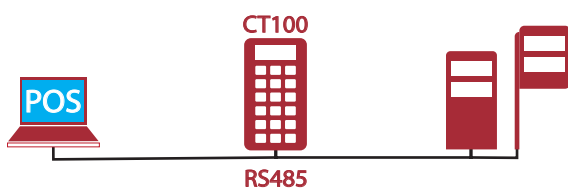
Code	Lenght	Disposability	Description
Cod. CAV 000751	180 mm.	INCLUDED	20-pin flat cable for digital signal, connection of the graphic display to the GRGB controller.
Cod. CAV 000265	180 mm.	INCLUDED	Red-black wires for power, connection controller to LED driver, VLED GND
Cod. CAV 000737	40 mm.	INCLUDED	20-pin flat cable for digital signal, connection between LED modules
Cod. CAV 000223	260 mm.	INCLUDED	Red-black wires for power, connection between 2 LED modules, VLED GND
Cod. CAV 000622	4200 mm.	NOT INCLUDED	Data cable for synchronization with PCB2 or HDP BASE price LED display controllers
Cod. CAV 000738	1000 mm.	NOT INCLUDED	Data cable for synchronization with PCB2 or HDP BASE price LED display controllers
Cod. CAV 000360	1500 mm.	NOT INCLUDED	Data cable for synchronization with PCB2 or HDP BASE price LED display controllers

PROGRAMMING



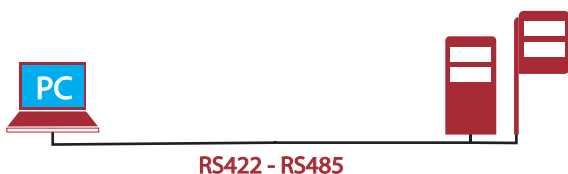
RDC

18-key remote control, radio frequency, range 10-50 m.
functions: Recall of the text messages and graphic messages stored in the memory.
OPERATION ONLY IN COMBINATION WITH PCB2 OR HDP BASE



CT100

LCD Keypad with 18 keys, communication through RS485 serial port, functions: Recall of the text messages and graphic messages stored in the memory.
OPERATION ONLY IN COMBINATION WITH PCB2 OR HDP BASE



PC, cable

PC management, communication through RS422, RS485 serial port. Function: Programming of text messages and graphic messages, use of the LED PROG programming software.



POS, cable

POS management, communication through RS422, RS485 serial port. Function: Programming of text messages and graphic messages (Only with communication protocols that provide for it)
OPERATION ONLY IN COMBINATION WITH PCB2 OR HDP BASE



PC, wireless

PC management through wireless radio modem. Function: Programming of text messages and graphic messages, connection to the PC, use of the LED PROG programming software.



POS, wireless

Control unit with management of all communication protocols, wireless range 10-50m.
Function: Recall of the graphics and messages stored in the memory. (Only with communication protocols that provide for it)
OPERATION IN COMBINATION WITH PCB2 OR HDP BASE

Data sheet

ACCESSORIES



RDC



CT100



CONV_SU01



TCPIP



WT868




WR868



CUPW868



YAGI868



SLUX01

Code	Model	Description	Functions
D 100 001032	RDC	Remote control	Recalls stored messages and displays them on the screen
D 100 002322	CT100	LCD keypad	Recalls stored messages and displays them on the screen
O 100 003023	TCPIP	RS485/USB - LAN Converter	Signal converter, from USB or RS485 to LAN (local network)
D 100 002271	WT868	Tx Radio modem	Radio frequency signal transmitter, it works with LED PROG software
D 100 002272	WR868	Rx Radio modem	Radio frequency signal receiver, it works with LED PROG software
D 100 002164	CUPW868	Wireless control unit	Radio frequency signal receiver-transmitter, all protocols are available
D 100 002285	YAGI868	Antenna Yagi	Antenna to increase the range of: WT868, WR868, CUP868
D 100 002200	CONV_SU01	USB - RS422 converter	Signal converter, from USB to RS422
O 091 000404	SLUX01	Brightness sensor	Brightness sensor must be added in case of autonomous operation