




HBK10 HE LED BAR

Make your Visual
Communication
Brighter with better
Luminous efficiency



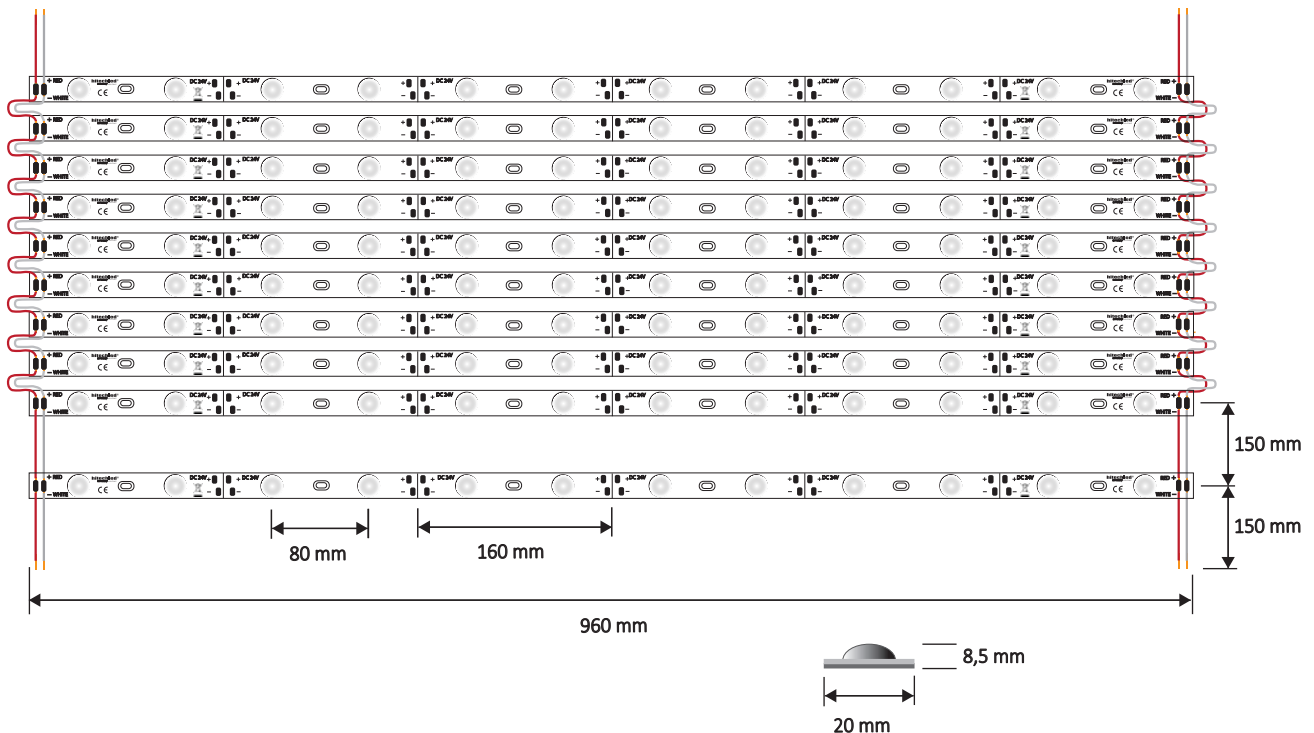
SHALLOW BOX

Kit 10 LED Bars 960 mm

Model	Code	Color Temp.	Luminous Flux
HBK10-HE-12W24	HTL 000862	7000 k	930 Lm/Bar
HBK10-HE-12NW24	HTL 000863	4000 k	900 Lm/Bar
HBK10-HE-12WW24	HTL 000864	3000 k	870 Lm/Bar

Description

Kit consisting of 10 HIGH EFFICIENCY LED BARS, excellent solution for BRIGHT LIGHTING AND LOW CONSUMPTION, bars length 960 mm and already connected to each other, suitable for Single sided shallow boxes , exclusive optics with prisms and wide light emission angle, designed to allow for quick and stable application.



Features

Operating Voltage	DC 24 V
Wattage: W/Bar - W/Kit	6 W - 60 W
Accidental reverse input voltage protection up to	DC 25 V
International protection level	IP 20
Operating temperature range	-40 C° ~ +60 C°
Storage temperature range	+5 C° ~ +40 C°
Storage enviroment humidity	RH < 60%
IEC protection class (with SELV power supply)	Class III
Life time	55.000h
Prism optic	170°
Bar cutting	Each 2 LEDs

Handling and fixing

Each kit of 10 bars is packaged into an anti-static bag.

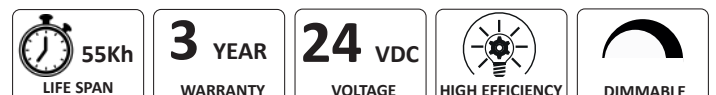
Each individual bar is provided with adhesive for fixing and it is extended on the entire surface of the base. There are also fixing holes for screws in case of surfaces that do not allow the use of adhesive.

Cutting a bar

The LED bar can be cutted every 2 LEDs (160 mm) At the ends of each divided element there are copper pads for soldering the power wires. The particular position of the pads allows the wires to be positioned in a horizontal or vertical direction.

Powering the 10 Bar Kit

The power supply can be only connected to the wires of one of the 4 corners of kit, while the unused wires must be isolated. It is not possible to connect a complete kit to an other one so as not to overload the conductors.

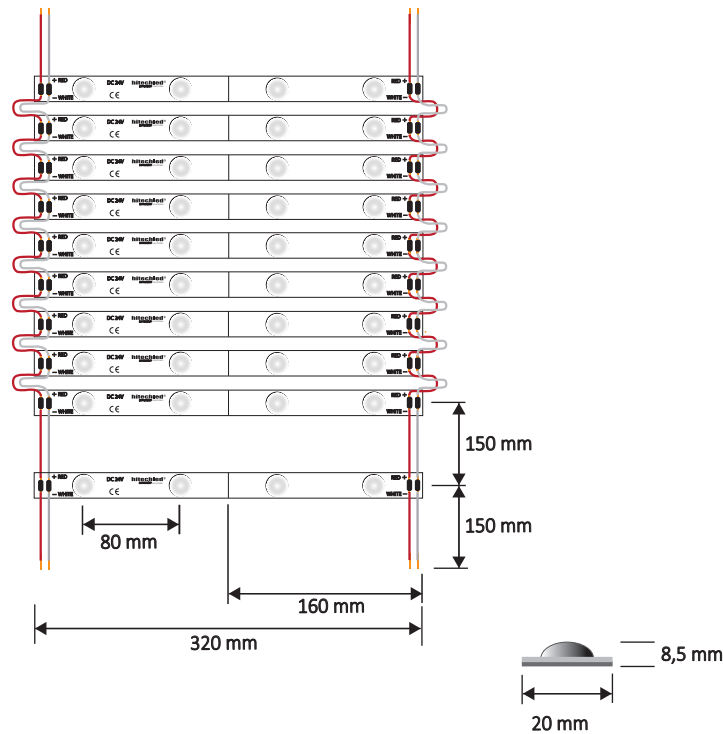


Kit 10 LED Bars 320 mm

Model	Code	Color Temp.	Luminous Flux
HBK10-HE-4W24	HTL 000860	7000 k	310 Lm/Bar
HBK10-HE-4NW24	HTL 000861	4000 k	300 Lm/Bar
HBK10-HE-4WW24	HTL 000865	3000 k	290 Lm/Bar

Description

Kit consisting of 10 HIGH EFFICIENCY LED BARS, excellent solution for BRIGHT LIGHTING AND LOW CONSUMPTION, bars length 320 mm and already connected to each other, suitable for Single sided shallow boxes , exclusive optics with prisms and wide light emission angle, designed to allow for quick and stable application.



Features

Operating Voltage	DC 24 V
Wattage: W/Bar - W/Kit	2 W - 20 W
Accidental reverse input voltage protection up to	DC 25 V
International protection level	IP 20
Operating temperature range	-40 C° ~ +60 C°
Storage temperature range	+5 C° ~ +40 C°
Storage environment humidity	RH < 60%
IEC protection class (with SELV power supply)	Class III
Life time	50.000h (L70)
Prism optic	170°
Bar cutting	Each 2 LEDs

Handling and fixing

Each kit of 10 bars is packaged into an anti-static bag.

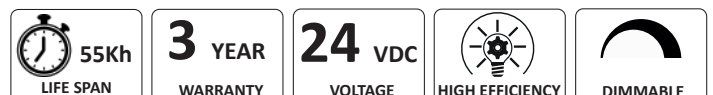
Each individual bar is provided with adhesive for fixing and it is extended on the entire surface of the base. There are also fixing holes for screws in case of surfaces that do not allow the use of adhesive.

Cutting a bar

The LED bar can be cut every 2 LEDs (160 mm) At the ends of each divided element there are copper pads for soldering the power wires. The particular position of the pads allows the wires to be positioned in a horizontal or vertical direction.

Powering the 10 Bar Kit

The power supply can be only connected to the wires of one of the 4 corners of kit, while the unused wires must be isolated, it is possible to connect up to 2 Kits in succession.

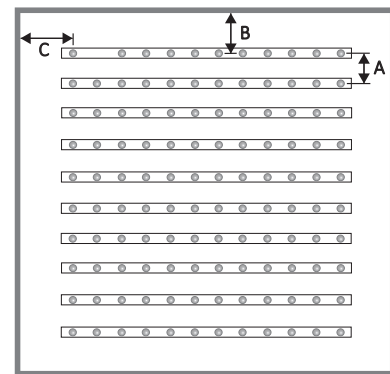
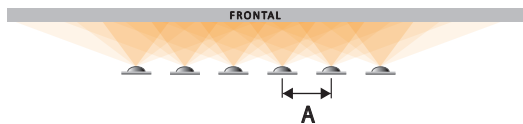


Additional Information

Positioning of LED bars

- All internal surfaces of the box must be white to optimize the diffusion of light.
- The LED bars must be fixed to the internal bottom of the box, the surface of which must be flat, not embossed and free of imperfections or nodules, allowing for positioning perfectly perpendicular to the front to be illuminated.
- To fix the LED bar, remove the adhesive protection film and press the bar against the surface, making sure to have previously cleaned it of dust and any oily or silicone residues.
- The approximate distances for positioning LED bars in a box are shown in the table below.

Box depth	A	B and C
30 mm	110 mm	50 mm
40 mm	130 mm	65 mm
50 mm	150 mm	75 mm
Superiori	150 mm	75 mm



Compliance

This product complies with the following European directives: (download pdf certificate)



EMC - Directive 2014/30/EU

EN 55015:2013/A1:2015

EN 61547:2009



Lighting Equipment Safety

EN 60598-2-20:2015 Used in conjunction with EN 60598-1:2015+A1:2018

EN 62031:2020. IEC TR 62778:2014



RoHS - Directive 2011/65/EU

IEC 62031



IP Protection

IEC 60529:1989+A1:1999+A2:2013

Place of manufacture

This product was designed and engineered in our factory in Italy and produced in our branch in China:

Company:

HITECHLED S.r.l. Via Galileo Galilei 31 S. Biagio di Callalta (TV) Italy +39 0422 895477 info@hitechled.it

Technical specification of 22.10.2024 Rev.01